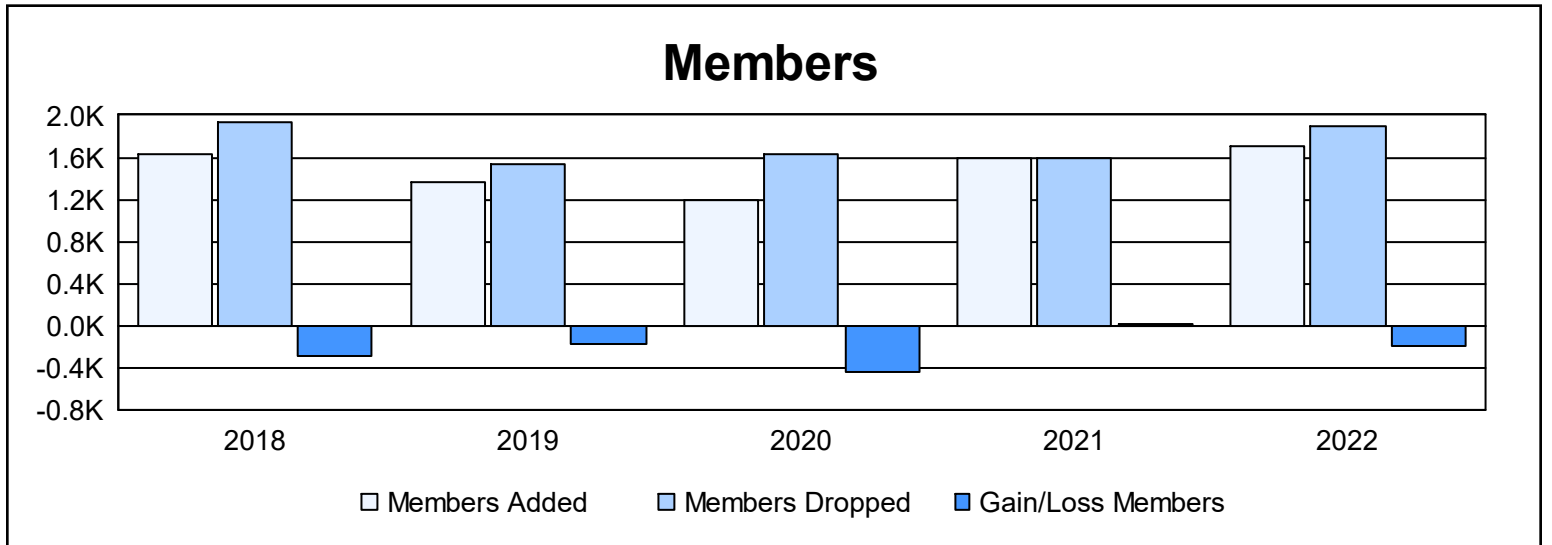
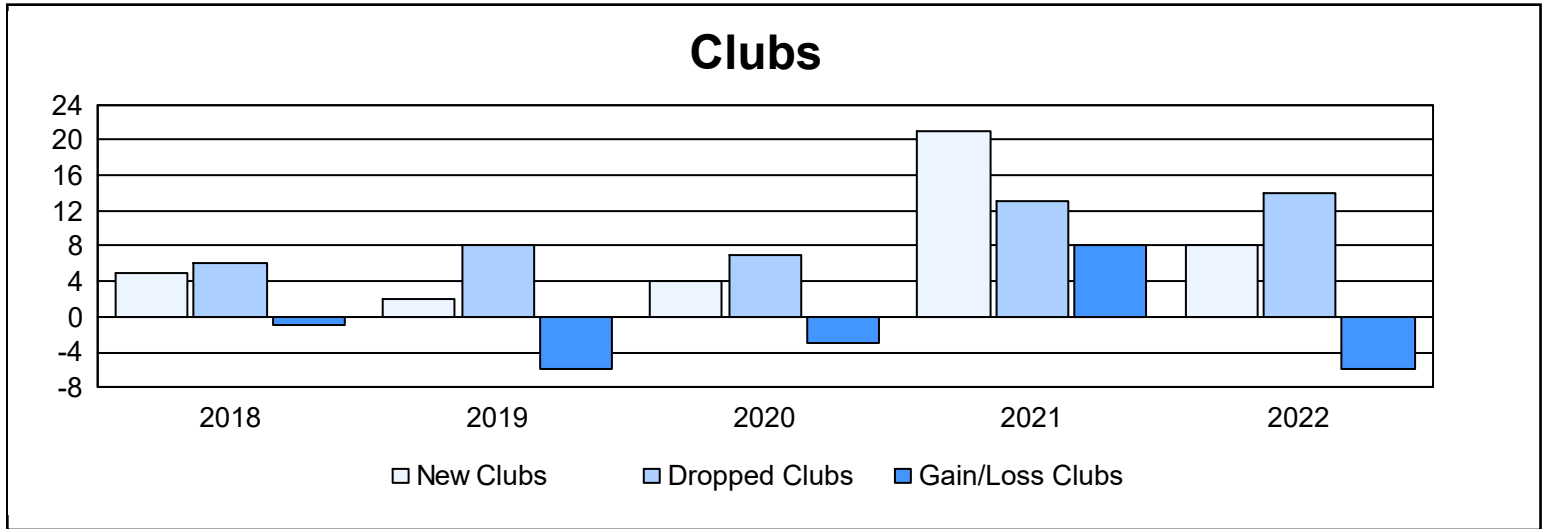


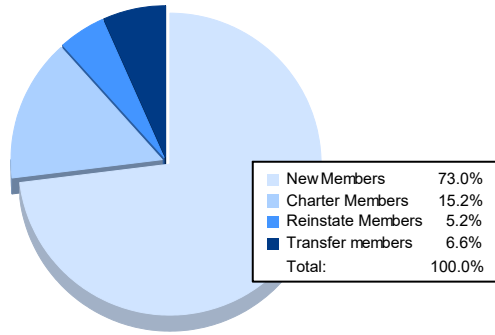
# Multiple District A

As of June 2022 Cumulative

Year	New Clubs	Dropped Clubs	Gain/ Loss Clubs	New Members	Charter Members	Reinstate Members	Transfer Members	Total Member Added	Total Members Dropped	Gain/ Loss Members
2017-2018	5	6	-1	1,304	163	56	112	1,635	1,926	-291
2018-2019	2	8	-6	1,096	78	90	90	1,354	1,527	-173
2019-2020	4	7	-3	788	209	83	110	1,190	1,625	-435
2020-2021	21	13	8	918	504	93	84	1,599	1,584	15
2021-2022	8	14	-6	1,246	259	88	113	1,706	1,898	-192
<b>Average</b>	<b>8</b>	<b>10</b>	<b>-2</b>	<b>1,070</b>	<b>243</b>	<b>82</b>	<b>102</b>	<b>1,497</b>	<b>1,712</b>	<b>-215</b>



### Membership Composition June 2022 Cumulative



### Gender Composition June 2022 Cumulative

